

# PROVIDER DIRECTORY How to Find a Caregiver

## Find a Caregiver

1. On the Provider Directory, put in your zip code. Choose how far you want to look, then click “**Search**” (figure 1).

*If you see too many caregivers, try looking in a smaller area.*

2. Check the box next to “**I’m not a robot.**” Fill out the puzzle (CAPTCHA) to keep going (figure 2).

3. Click the three lines to find caregivers. Choose the days and hours you need (figure 3).

4. When you find a caregiver, click “**View Profile**” to see more (figure 4).

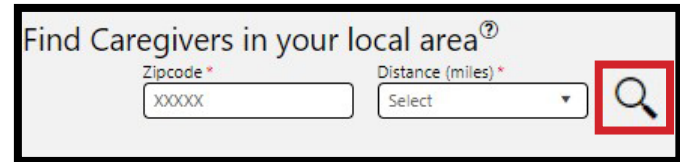
A search form titled "Find Caregivers in your local area" with a magnifying glass icon. It contains a "Zipcode" field with "XXXXX" and a "Distance (miles)" dropdown menu with "Select" as the current option. A red box highlights the search button.

Figure 1: Search for caregivers

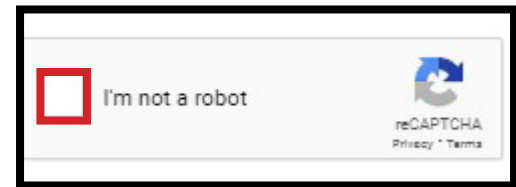
A CAPTCHA form with a red box around the "I'm not a robot" checkbox. To the right is a reCAPTCHA logo and the text "reCAPTCHA Privacy Terms".

Figure 2: CAPTCHA

A form with two dropdown menus. The first is labeled "Day Available" and has "Any" selected. The second is labeled "Weekly Hours" and is currently empty.

Figure 3: Additional Search Criteria

A caregiver profile card. On the left is a photo of a dog. To the right, the text reads: "Tuesday T", "59834", "Work Schedule: Mon, Tue, Thu, Sat, Sun", "20 hrs/week", and "ip summary". A red box highlights the "VIEW PROFILE" button in the top right corner.

Figure 4: View caregiver profile

## Find a Caregiver (cont'd)

5. The **profile page** shows more about the caregiver (**figure 5**).
6. To talk to a caregiver, click "**Send Message**" on their page (**figures 5, 6**).
7. In the box, write your message, put in your email, and click "**Send Message**" (**figure 7**).

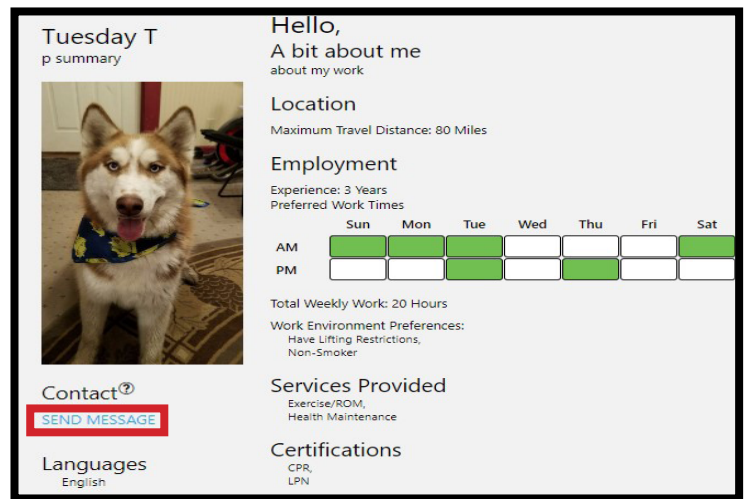


Figure 5: Caregiver profile page

Contact

Write a brief message expressing your interest. Enter your email address and hit the Send Message button. The provider directory will send this message with your email address to the recipient.

Message \*

Hello

5 / 500

Email \*

cg@gmail.com

Cancel Send Message

Figure 7: Send message to caregiver



Figure 6: Contact caregiver

8. An email will tell the caregiver you want to talk. *Note: Consumer Direct Care Network can't make the caregiver answer your email.*
9. The caregiver will reply to your message if they want to work with you.
10. Keep looking at the caregiver list to find new people.